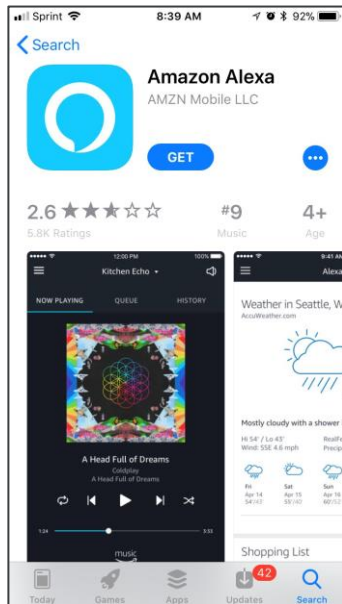


NRC Health Flash Briefing skill on Amazon Alexa

This guide will provide you with instructions on installing and setting up the NRC Health Flash Briefing skill on your Alexa application.

SETTING UP YOUR ALEXA APP

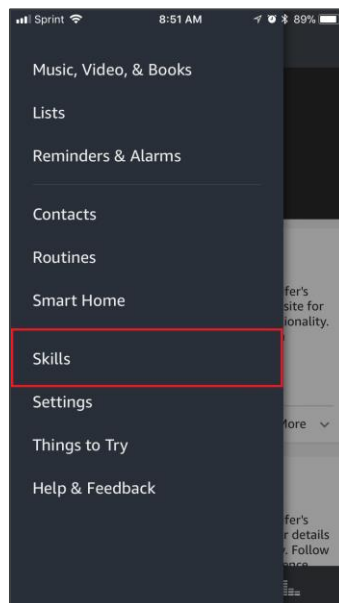
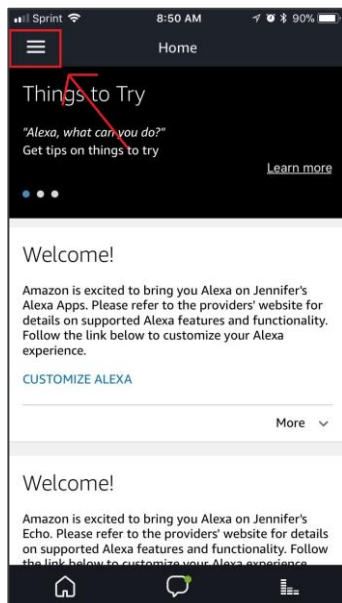
1. Install the Alexa app on your device (mobile phone or tablet) by searching for "alexa app" in your app store.



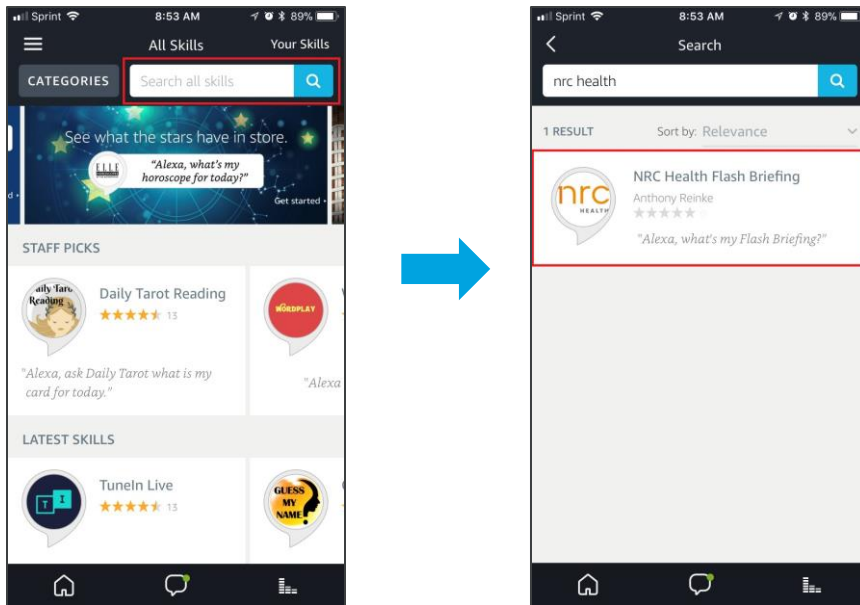
2. Open the Alexa app and sign into the app using your Amazon credentials.
3. If your Alexa is not set up, follow the instructions on the app to set up your device.

SETTING UP YOUR NRC HEALTH FLASH BRIEFING

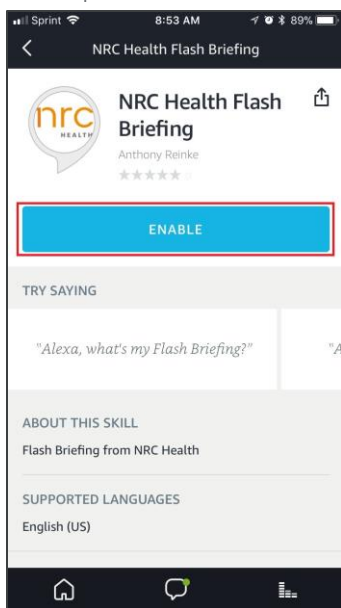
1. Click on the drop-down menu on the top left-hand corner of the screen. From the drop-down menu, select "Skills"



2. In the search bar, type “NRC Health” and then press the blue search button. Your search will return one skill, the “NRC Health Flash Briefing.” Click this option to continue.

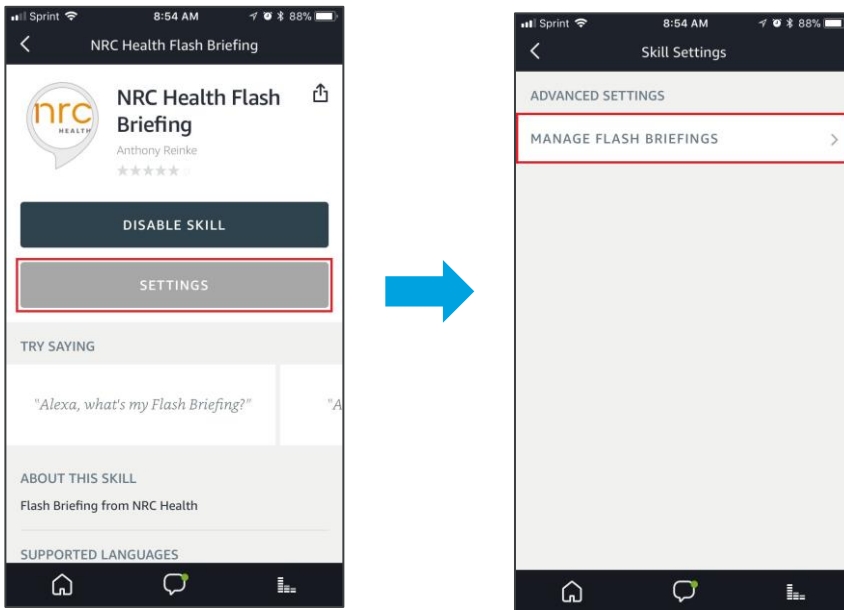


3. Next, press the “ENABLE” button to add the NRC Health Flash Briefing to your Alexa skills.

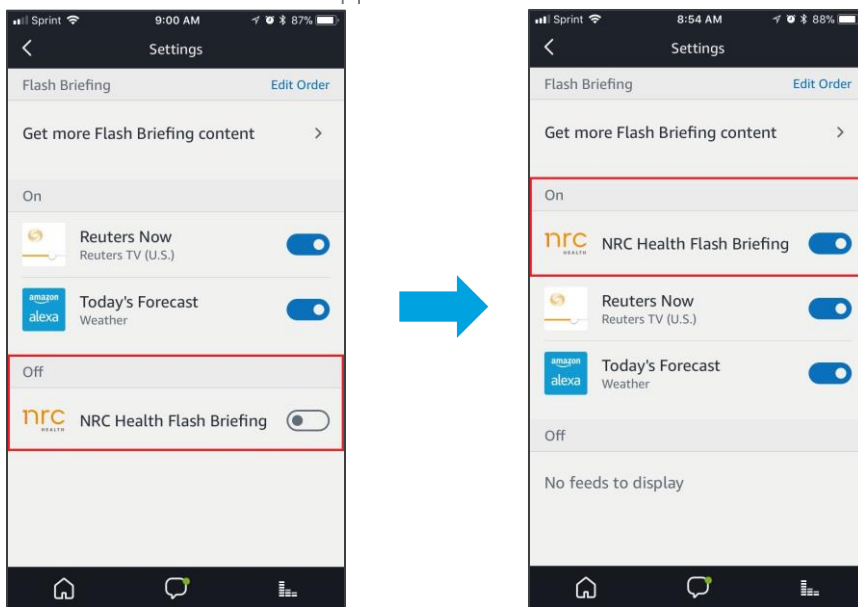


(Instructions continue on following page)

4. To ensure your flash briefing is set up correctly, click on the “SETTINGS” button, then click the “MANAGE FLASH BRIEFINGS” button.



5. Make sure that the NRC Health Flash Briefing is on by sliding the button to the right – you’ll want to make sure the slider bar appears blue and the NRC Health Flash Briefing is under the “On” section.



6. **You are now ready to ask Alexa for your briefing!** Simply ask your Alexa device one of the following questions:
- “Alexa, what is in the news?”
 - “Alexa, what’s my flash briefing?”